

UPDATED INFORMATION

DEPARTMENT OF SKIN & VD

Department of Skin & VD (Contact no : 01262-281300- ext 2825, email Id:  
[skin.pgims@hry.nic.in](mailto:skin.pgims@hry.nic.in))

Unit : 1


OPD days: All working days

FACULTY MEMBERS IN DEPARTMENT OF SKIN & VD

Sr. No.	Name of the Faculty member	Designation	Qualification
1.	Dr. Surabhi Dayal	Senior Professor & Head	MD
2.	Dr. Kamal Aggarwal	Professor	MD
3.	Dr. Priyadarshini Sahu	Assistant Professor	MD, DNB
4.	Dr. Isha Gupta	Assistant Professor	MD
5.	Dr. Jayanti Singh	Assistant Professor	MD

SENIOR RESIDENTS IN DEPARTMENT OF SKIN & VD


Sr. no.	Name of Senior Resident	Qualification
1.	Dr Pallavi Goyal	MD
2.	Dr Shruti Sharma	MD

  
Senior Prof. & Head  
Deptt. of Dermatology  
Venereology & Leprology  
P.G.I.M.S., Rohtak

**MD STUDENTS IN DEPARTMENT OF SKIN & VD**


S. No.	Name of MD Student	Department	Year of admission
1.	Dr. Anjali	Skin & V.D.	2017
2.	Dr. Janshruti	Skin & V.D.	2017
3.	Dr. Rajesh L Pathi	Skin & V.D.	2017
4.	Dr. Bhavya Sangal	Skin & V.D.	2017
5.	Dr. Pdiangty Giri	Skin & V.D.	2017
6.	Dr. Neha Dhankar	Skin & V.D.	2018

7.	Dr. Meha Tyagi	Skin & V.D.	2018
8.	Dr. Rupinder Kaur	Skin & V.D.	2018
9.	Dr Vijay Mehra	Skin & VD	2018
10.	Dr Satbir Singh	Skin & VD	2018
11.	Dr Varsha Gowda V.M.	Skin & VD	2019
12.	Dr Mani Mehra	Skin & VD	2019
13.	Dr Disha Chakraborty	Skin & VD	2019
14	Dr Meenakshi	Skin & VD	2019
15	Dr Aakash Chauhan	Skin & VD	2019

  
 Senior Prof. & Head  
 Deptt. of Dermatology  
 Venereology & Leprology  
 P.G.I.M.S., Raipur


## PUBLICATIONS OF SKIN & VD DEPARTMENT FROM 2017 TO TILL DATE

1. Dayal S, Amrani A, Sahu P, Jain VK. Jessner's solution vs. 30% Salicylic acid peels: A comparative study of the efficacy and safety in mild to moderate acne vulgaris. *J Cosmet Dermatol.* 2017;16(1):43-51 .
2. Kaushal J, Sharma J, Aggarwal K Comparative study of quality of life of eberconazole versus terbinafine in patients of Tinea versicolor. *World Journal of Pharmacy and Pharmaceutical Sciences* 2017;1:1146-1154.
3. Chawla N, Kataria SP, Aggarwal K, Chauhan P, Kumar D. Significance of vascular endothelial growth factor and CD 31 and morphometric analysis of microvessel density by CD 31 receptor expression as an adjuvant tool in diagnosis of Psoriatic lesions of skin. *Indian J Pathol Microbiol* 2017;60:189-95.
4. Dua I, Aggarwal K, Jain VK. Comparative evaluation of efficacy and safety of calcipotriol versus tacalcitol ointment, both in combination with NBUVB phototherapy in the treatment of stable plaque psoriasis In *Photodermatology, Photoimmunology and Photomedicine* 2017;33:275-281.
5. Dayal S, Sahu P, Dua R. Combination of glycolic acid peel and topical 20% azelaic acid cream in melasma patients: efficacy and improvement in quality of life. *J cosmet Dermatol.* 2017;16:35-42.
6. Gupta I, Sahu P, Dayal S. Atypical cutaneous lesions in Behcet's disease: A clinicopathological correlation. *EJPMR* 2017;4(11):373-76.
7. Sahu P, Gupta I, Dayal S. Post herpetic scar sarcoidosis with systemic involvement: A rare presentation. *EJPMR* 2017;4(12):404-06.
8. Sahu P, Dayal S, Kaur S, Jain VK. Becker's Nevus associated with Basal cell carcinoma: An unusual presentation in a sun-protected area. *An Bras Dermatol* 2017;92(1):145-147.
9. Dayal S, Sahu P, Jain VK. Dyshidrosiform pemphigoid localized to the hands in a child: A rare occurrence. *An Bras Dermatol* 2017;92(5):714-16.
10. Verma P, Dayal S, Jain VK, Amrani A. Alopecia universalis as a side effect of pegylated interferon alpha-ribavarin combination therapy for hepatitis C: A rare case report. *Journal of Chemotherapy* 2017;29(6):380-82.

  
Senior Prof. & Head  
Deptt. of Dermatology  
Venereology & Proctology  
P.G.I.M.S., Rohtak



11. Sangwan A, Kaur S, Aggarwal K, Dua I. Childhood sarcoidosis: An atypical case report. Indian Journal of Dermatology 2017;62:548.
12. Aggarwal P, Aggarwal K, Kaur S, Jain VK. Myeloma associated systemic amyloidosis with an extensive cutaneous involvement. Indian Journal of Dermatology;62:428-29.
13. Sangwan A, Aggarwal K, Kaur S, Jain VK. Adult onset hydroa vacciniforme: A rare occurrence or a lymphoma premonition. Indian Dermatol Online J 2017;8:490-91.
14. Dayal S, Sahu P, Verma P, Amrani A, Khare R. Unilateral Blaschkoian Lichen Planus: A series of cases with review of literature. J Clin Diagn Res 2017;11(5):WR01-WR04.
15. Sharma J, Kaushal J, Aggarwal K. A comparative study of efficacy and safety of eberconazole versus terbinafine in patients of tinea versicolor. Ind J Dermatol 2018; 63:53-56.
16. Priyadarshini S, Aggarwal K, Bansal C, Jain VK. Nevus comedonicus on scalp: an unusual presentation. Int J Trichology 2018;10:37-39.
17. Aggarwal P, Aggarwal K, Amrani A, Jain VK. Parameatal urethral cyst. Clin Dermatol Rev 2018;2:44-45.
18. Gupta I, Dayal S, Kumar S. Guttate leukoderma in darier disease: A rare presentation. Indian Dermatol Online J 2019;10:337-40.
19. Gupta I, Aggarwal K. Segmental infantile hemangioma mimicking Michelin tire baby syndrome. Indian J Paediatr Dermatol 2019;20:87-9.
20. Aggarwal K, Sharma S. Prevalence of metabolic syndrome in patients with psoriasis: a cross-sectional study in a tertiary care hospital of North India. Int J Res Dermatol 2019;5:1-6.
21. Sahu P, Aggarwal P, Dayal S, Jain VK. Biological therapy: a boon for hidradenitis suppurativa like lesions complicating naevus comedonicus in a prepubertal child. Clin Exp Dermatol. 2019; 44:322-324.


  
Senior Prof. & Head  
Deptt. of Dermatology  
Venereology & Leprology  
P.G.I.M.S., Rohtak

## SPECIAL CLINICS CONDUCTED BY THE DEPARTMENT

Name of clinic	Days	Location
STD clinic	Tuesday	Room no 246
Leprosy clinic	Friday	Room no 246
Vitiligo clinic	Saturday	Room no 246


## TEACHING ROSTER OF POSTGRADUATE STUDENTS OF MONTH OF JULY 2019

Date	Day	Presentation	Candidate	Moderator
6.07.19	Sat	Thesis discussion		
8.07.19	Mon	Seminar	Dr. Meenakshi	Dr. Surabhi
9.07.19	Tues	Laser		
10.07.19	Wed	CPC		
11.07.19	Thurs	Journal club	Dr. Rajesh	Dr. Jayanti
12.07.19	Fri	Laser		
13.07.19	Sat	Group discussions		
15.07.19	Mon	Seminar	Dr. Satbir	Dr. Surabhi
16.07.19	Tues	Laser		
17.07.19	Wed	Case presentation	Dr. Anjali	Dr. Jayanti
18.07.19	thurs	Journal Club		
19.07.19	Fri	Laser		
20.07.19	Sat	Thesis discussion		
22.07.19	Mon	Seminar	Dr. Mani	Dr. Surabhi
23.07.19	Tues	Laser		
24.07.19	Wed	CPC		
25.07.19	Thurs	Journal club	Dr. Meha	Dr. Jayanti
26.07.19	Fri	Laser		
27.07.19	Sat	Group discussion		
29.07.19	Mon	Seminar	Dr. Rupinder	Dr. Surabhi
30.07.19	Tues	Laser		

  
Senior Prof. & Head  
Deptt. of Dermatology  
Venereology & Leprology  
P.G.I.M.S., Feroke


**DEPARTMENT OF SKIN & VD, PT. BDS PGIMS, ROHTAK UG TEACHING ROSTER**  
**E-II-2016 BATCH FROM 08.07.2019 to 22.07.19**

<b><u>Date</u></b>	<b><u>Topic</u></b>	<b><u>Teacher</u></b>
08.07.19	Structure of the Skin	Dr. Pdiangty
09.07.19	Morphology of Skin Lesions	Dr. Anjali
10.07.19	Examination of a Dermatological patient	Dr. Rajesh
11.07.19	Bacterial Infections	Dr. Bhavya
12.07.19	Fungal Infections	Dr. Meha
13.07.19	Viral Infections	Dr. Neha
15.07.19	Acne	Dr. Rupinder
16.07.19	Psoriasis	Dr. Vijay
17.07.19	L.P.	Dr. Satbir
18.07.19	Vesiculobulous Disorders	Dr. Janshruti
19.07.19	Leprosy	Dr. Pdiangty
20.07.19	Scabies	Dr. Anjali
22.07.19	Disorders of pigmentation	Dr. Rajesh

  
Senior Prof. & Head  
Deptt. of Dermatology  
Venereology & Leprology  
P.G.I.M.S., Rohtak


**DEPARTMENT OF SKIN & VD, PT. BDS PGIMS, ROHTAK UG TEACHING ROSTER**  
**E-I-2016 BATCH FROM 23.07.2019 to 05.08.19**

<b><u>Date</u></b>	<b><u>Topic</u></b>	<b><u>Teacher</u></b>
23.07.19	Structure of the Skin	Dr. Pdiangty
24.07.19	Morphology of Skin Lesions	Dr. Anjali
25.07.19	Examination of a Dermatological patient	Dr. Rajesh
26.07.19	Bacterial Infections	Dr. Bhavya
27.07.19	Fungal Infections	Dr. Meha
29.07.19	Viral Infections	Dr. Neha
30.07.19	Acne	Dr. Rupinder
01.08.19	Psoriasis	Dr. Vijay
02.08.19	L.P.	Dr. Satbir
03.08.19	Vesiculobulous Disorders	Dr. Janshruti
05.08.19	Leprosy	Dr.Pdiangty

  
Senior Prof. & Head  
Deptt. of Dermatology  
Venereology & Leprology  
P.G.I.M.S., Rohtak

**THEORY TEACHING ROSTER OF MBBS ( AMDN. YEAR -2017)**  
**7-8 AM (TUESDAY) FROM 24.06.19 TO 15.08.19 IN LECTURE THEATRE NO.5.**

<u>Date</u>	<u>Topic</u>	<u>Teacher</u>
25.06.19	Structure of Skin	Dr. Shruti Sharma
02.07.19	Morphology of various skin lesions.	Dr. Pallavi
09.07.19	Common investigations in Dermatology	Dr. Shruti Sharma
16.07.19	Bacterial infections of Skin	Dr. Pallavi
23.07.19	Fungal infections of Skin	Dr. Shruti Sharma
30.07.19	Viral infection of Skin	Dr. Pallavi
06.08.19	Viral infections of Skin	Dr. Shruti Sharma
13.08.19	Scabies & Pediculosis	Dr. Pallavi

  
Senior Prof. & Head  
Deptt. of Dermatology  
Venereology & Leprology  
P.G.I.M.S., Raipur